

CLICK. EXPLORE. NAVIGATE.

Interactive Architectural
Product Archive

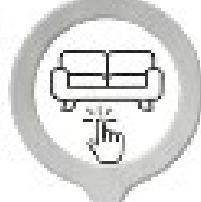
*Consoles
Tables
Chairs
Coffee Tables
TV Units*





01
BROWSE
PRODUCTS

02
CLICK ON THE
PHOTO & GET
DETAILS



03
DETERMINE
PRODUCT CODES
& QUANTITIES



04
SEND US YOUR
CHOICES



05
GET AN OFFER
FROM US



06
PRODUCTION &
QUALITY
CONTROL



07
PACKAGING &
STORAGE



08
LOGISTICS &
DOCUMENTATION



CONTENT



CONSOLES

*Modern Consoles
High-End Consoles*

TABLES & CHAIRS

*Modern Tables and Chairs
High-End Tables and Chairs*

COFFEE TABLES

*Modern Coffee Tables
High-End Coffee Tables*

TV UNITS

*Modern TV Units
High-End TV Units*



OLIVE
GREEN
BOARD





.....**CONSOLE INDEX**

MODERN CONSOLES



SGL-PUFFY

W:240 D:50 H:77
CONSOLE MIRROR
W:90 D:4 H:90



EXPOLISI



SGL-OPUS

W:240 D:50 H:84
CONSOLE MIRROR
W:103 D:3 H:103



EXPOLISI



SGL-ORCA

W:230 D:50 H:80
CONSOLE MIRROR
W:80 D:5 H:80



EXPOLISI



FZG-DA VINCI

W:226 D:45 H:85

EXPOLISI



FZG-AURA

EXPOLISI



FZG-RONESANS

W:220 D:52 H:84
CONSOLE MIRROR
W:30 H:98 D:2

EXPOLISI



FZG-BIANCA

W:220 D:48 H:88
CONSOLE MIRROR
W:90 H:90 D:3

EXPOLISI



FZG-LILYUM

W:220 D:45 H:77
CONSOLE MIRROR
W:76 H:90

EXPOLISI



FZG-MONA LISA

W:216 D:54 H:80
CONSOLE MIRROR
W:92 H:92 D:3

EXPOLISI



ORK-BISCOTTI

W:214 D:50 H:83

EXPOLISI



ORK-BLUSH

W:221 D:52 H: 78

EXPOLISI



ORK-SHAGGY

W:230 D:52 H: 81

EXPOLISI



ORK-AMBER

W:222 D:52 H: 80

EXPOLISI



ORK-CLAY

W:200 D:52 H: 75

EXPOLISI



ORK-KAMARI

W:220 D:50 H: 65

EXPOLISI

MODERN CONSOLES



ORK-APRICOT

W:230 D:50 H:82



ORK-MARZEN

W:213 D:51 H: 78



ORK-TAWNY

W:220 D:52 H: 84



VRS-GRAVITY



GK-AQUA



ORK-ESPRESSO

W:213 D:62 H:80



ORK-RUBBY

W:202 D:52 H: 83



QSV-MONOLOG

W:226 D:55 H: 81



QSV-MATEO

W:238 D:50 H: 79



QSV-TOKYO

W:223 D:50 H:80



QSV-FIN

W:236 D:50 H:82



QSV-ATLAS

W:233 D:50 H:82



KYL-SOHO

W:208 D:48 H:58



KYL-WAGON

W:246 D:50 H: 76
MIRROR: W:144 H:144



KYL-GRANDE

W:233 D:50 H:82

MODERN CONSOLES



KYL-ICON

W:250 D:50 H:60

EXPOLISI



KYL-PASSION

W:240 D:50 H:78

EXPOLISI



GLN-MONNA

W:210 D:48 H:82
MIRROR: W:90 H:120 D:3

EXPOLISI



GLN-FRIDA

W:220 D:49 H: 79
MIRROR: W:90 H:115 D:3

EXPOLISI



GLN-ANGEL

EXPOLISI



TPL-EVA

W:220 D:50 H: 75

EXPOLISI



TPL-WOODY

W:220 D:50 H: 59

EXPOLISI



VRS-ARCADIA

W:217 D:48 H: 80



EXPOLISI



VRS-POINT

W:220 D:48 H: 78

EXPOLISI



VRS-STATU



EXPOLISI



VRS-BALANCE

W:233 D:50 H: 82



EXPOLISI



VRS-MORPHOSE

W:230 D:50 H: 80



EXPOLISI



VRS-PICASSO

W:240 D:53 H: 61



EXPOLISI



XLT-ARMIS

W:230 D:50 H: 75

EXPOLISI



XLT-ASTANA

W:241 D:50 H: 80


EXPOLISI

MODERN CONSOLES




XLT-HAVANA

W:230 D:50 H: 85



XLT-MIRO

W:240 D:46 H: 85




XLT-VOGUE

W:241 D:50 H: 80



VRS-THERAPY



QSV-LESS

W:230 D:52 H: 79



QSV-NOBU

W:232 D:50 H: 78



QSV-NORTH

W:277 D:50 H: 85



TPL-TORINO



TPL-NOVA



TPL-GRANDE



SD-VENEDIK



SD-SOHO



SD-MOON



SD-METROPOL



SD-LUMO

MODERN CONSOLES



SD-HARMONY




GK-BRIO



GK-DUAL



GK-PERA



GK-KLEIN



GK-MARCUS



GK-ENZO



GK-CROSS



HIGH-END CONSOLES



QSV-INFINITY ECRU

W:222 D:51 H: 81



FZG-KUMSAL

W:208 D:46 H: 83



FZG-STAR

W:220 D:47 H: 85



GLN-BUBBLE

W:210 D:49 H: 80
MIRROR: W:100 H:115 D:2



LAT-ELIPS



XTN-SAFIR



LAT-CIVA



XTN-CIRAGAN



XTN-DIVAN



XTN-DURU



XTN-HASIRLI



XTN-HUNKAR



XTN-FLORYA



XTN-KARIZMA



XTN-RUYA



..... TABLE & CHAIRS INDEX

MODERN TABLES



VRS-BALANCE

TABLE: W:218 D:102 H:76
CHAIR: W:55 D:60 H:80



EXPOLISI



VRS-ARCADIA

TABLE: W:208 D:100 H:77
CHAIR: W:55 D:59 H:84



EXPOLISI



VRS-MORPHOSE

TABLE: W:216 D: H:67
TABLE: W:180 D: H:67



EXPOLISI



VRS-HARMONY

TABLE: W:208 D:100 H:76
CHAIR: W:55 D:55 H:86



EXPOLISI



VRS-MATERA

TABLE: W:102 D:220 H:75
CHAIR: W:63 D:53 H:69



EXPOLISI



VRS-STATU-I



EXPOLISI



VRS-PICASSO

TABLE: W:208 D:102 H:75
CHAIR: W:55 D:60 H:85



EXPOLISI



VRS-POINT

TABLE: W:208 D:100 H:76
CHAIR: W:55 D:55 H:86



EXPOLISI



VRS-STATU-II



EXPOLISI



SGL-PUFFY

TABLE: W:210 D:110 H:77
CHAIR: W:50 D:60 H:89



EXPOLISI



SGL-OPUS

TABLE: W:220 D:108 H:80
CHAIR: W:56 D:58 H:86



EXPOLISI



SGL-ORCA

TABLE: W:220 D:106 H:77
CHAIR: W:50 D:50 H:93



EXPOLISI



VRS-GRAVITY

EXPOLISI



GK-AQUA

EXPOLISI



FZG-KUMSAL

TABLE: W:240 D:100 H:77

EXPOLISI

MODERN TABLES



FZG-RONESANS

TABLE: W:208 D:100 H:78

EXPOLISI



FZG-MONALISA

TABLE: W:208 D:104 H:77

EXPOLISI



FZG-BIANCA

EXPOLISI



FZG-LILYUM

TABLE: W:208 D:110 H:76

EXPOLISI



FZG-DA VINCI

TABLE: W:205 D:130 H:76

EXPOLISI



XLT-VOGUE

TABLE: W:244 D:110 H:75
CHAIR: W:55 D:55 H:75

EXPOLISI



XLT-ARMIS

TABLE: W:225 D:99 H:78

EXPOLISI



XLT-ASTANA

TABLE: W:228 D:104 H:78

EXPOLISI



XLT-HAVANA

TABLE: W:218 D:104 H:78

EXPOLISI



XLT-MIRO

TABLE: W:225 D:103 H:78

EXPOLISI



ORK-SHAGGY

TABLE: W:200 D:100 H:75

EXPOLISI



ORK-TAWNY

TABLE: W:200 D:100 H:75

EXPOLISI



ORK-AMBER

TABLE: W:208 D:100 H:75

EXPOLISI



ORK-CLAY

TABLE: W:200 D:100 H:75

EXPOLISI



ORK-KAMARI

TABLE: W:200 D:110 H:76

EXPOLISI

MODERN TABLES



ORK-MARZEN

TABLE: W:200 D:100 H:75



ORK-RUBY

TABLE: W:200 D:100 H:75



ORK-APRICOT

W:200 D:100 H:80



QSV-ATLAS

TABLE: W:220 D:100 H:76
CHAIR: W:56 D:62 H:83



QSV-ATLAS-II

TABLE: W:220 D:100 H:76
CHAIR: W:56 D:62 H:83



QSV-FIN

TABLE: W:200 D:100 H:75
CHAIR: W:54 D:58 H:80



QSV-MATEO

TABLE: W:220 D:104 H:76
CHAIR: W:54 D:58 H:80



QSV-MONOLOG

TABLE: W:216 D:100 H:76
CHAIR: W:54 D:58 H:80



QSV-SOHO

TABLE: W:260 D:119 H:76
TABLE: W:180 D:105 H:76
CHAIR: W:55 D:52 H:76



QSV-SOHO-II

TABLE: W:260 D:119 H:76
TABLE: W:180 D:105 H:76
CHAIR: W:54 D:58 H:80



QSV-TOKYO

TABLE: W:220 D:98 H:76
CHAIR: W:52 D:56 H:80



TPL-EVA

TABLE: W:200 D:100 H:75



TPL-WOODY

TABLE: W:200 D:100 H:77



TPL-PERA

TABLE: W:200 D:100 H:77



TPL-SOFT

TABLE: W:210 D:52 H:77

MODERN TABLES



YPL-MONTERO

TABLE: W:228 D:100 H:79
CHAIR: W:61 D:51 H:81

EXPOLISI



YPL-TORONTO

TABLE: W:220 D:104 H:76
CHAIR: W:55 D:54 H:74

EXPOLISI



KYL-GRANDE

TABLE: W:228 D:95 H:77

EXPOLISI



KYL-ICON

TABLE: W:230 D:98 H:77

EXPOLISI



KYL-PASSION

TABLE: W:260 D:104 H:75

EXPOLISI



KYL-SOHO

TABLE: W:210 D:100 H:75

EXPOLISI



KYL-WAGON

TABLE: W:236 D:95 H:78
CHAIR: W:64 D:58 H:83

EXPOLISI



GLN-BUBBLE

TABLE: W:220 D:100 H:77
CHAIR: W:50 D:55 H:85

EXPOLISI



GLN-FRIDA

TABLE: W:220 D:100 H:77
CHAIR: W:50 D:65 H:85

EXPOLISI



GLN-MONNA

TABLE: W:200 D:100 H:77
CHAIR: W:50 D:55 H:85

EXPOLISI



FZG-STAR

TABLE: W:205 D:100 H:78

EXPOLISI



DNS-DOBRA

TABLE: W:160 D:90 H:75

EXPOLISI



DNS-FOCUS

TABLE: W:118 D:118 H:78

EXPOLISI



DNS-HELSINKI

TABLE: W:170 D:90 H:75

EXPOLISI



DNS-ANDORA

TABLE: W:150 D:90 H:75

EXPOLISI

MODERN TABLES



VRS-THERAPY



QSV-LESS

TABLE: W:220 D:100 H:77
CHAIR:



QSV-NOBU

TABLE: W:207 D:103 H:75



QSV-NORTH

TABLE: W:220 D:102 H:77



TPL-TORINO



TPL-NOVA



TPL-GRANDE



SD-VENEDIK



SD-SOHO



SD-MOON



SD-METROPOL



SD-LUMO



SD-HARMONY



GK-BRIO



GK-DUAL

MODERN TABLES



GK-PERA



GK-KLEIN



GK-MARCUS



GK-ENZO



GK-CROSS



HIGH-END TABLES



XTN-HUNKAR



XTN-KARIZMA



XTN-RUYA



XTN-DIVAN



XTN-DURU



XTN-HASIRLI



XTN-SAFIR



XTN-CIRAGAN

MODERN CHAIRS



DNV-KRYA



DNV-DARA



DNV-IBIZA



DNV-S.PATARA



DNV-KALYNDA



DNV-FLORANSA



DNV-CARMEN



DNV-ALCANTRA



DNV-DANTE



DNV-KIWI



DNV-LATTE



DNV-ASSOS



DNV-FORM



DNV-MISIS



DNV-COMONA

MODERN CHAIRS



DNV-BENTLEY



DNV-COZY



DNV-DARA



DNV-EDESSA



DNV-ELIZA



DNV-ELVIS



DNV-GENOA



DNV-GUIDO



DNV-JULIET



DNV-FOCUS



DNV-JEWEL



DNV-PATARA PLUS



DNV-LENA



DNV-LETOON



DNV-PATRICK

MODERN CHAIRS



DNV-KAREN



DNV-MIRA



DNV-KIEV



DNV-MARCUS



DNV-LIMA



DNV-TRUVA



DNV-MILO



DNV-BETA



DNV-BONAIRE



DNV-JUNE



DNV-JUST



DNV-LAZIO



DNV-LOVE



DNV-MARINA



DNV-MARS

MODERN CHAIRS



DNV-MYKONOS



DNV-OSCAR



DNV-ROMA



DNV-ROMEO



DNV-SICILYA



DNV-SIESTA



DNV-SMYRNA



DNV-TLOS



DNV-VIYANA



DNV-ZEUGMA



DNV-BRAWA



DNV-BRADA



DNV-JOSE



DNV-AROW



DNV-MILANO



MODERN CHAIRS



DNV-LOTTIE



DNV-NERON



DNV-MOROCCO



DNV-NOTTE



DNV-ROVY



DNV-MILTON



DNV-DAISY



DNV-FELIX



DNV-RAIN



DNV-JOSE



DNV-CODY



DNV-TEREVIISO



DNV-BELLA



DNV-LUCY



DNV-SARAH

MODERN CHAIRS



DM-ARMONI



DM-BALTIC



DM-BALTIMORE



DM-BARCELONA



DM-BASEL



DM-BELEN



DM-BERGAMA



DM-BOSTON



DM-BURGAZ



DM-CAPITOL



DM-DELAMORE



DM-DIDIM



DM-DOMINIK



DM-E-12



DM-GLORIA

MODERN CHAIRS



DM-HERA



DM-ICONERO



DM-LUCCA



DM-LUMIRA



DM-MINI



DM-MURANO



DM-NAIROBI



DM-RIMINI



DM-RUBY

MODERN CHAIRS



XTN-DIVAN



XTN-DIVAN-II



XTN-DURU



XTN-CIRAGAN



XTN-HASIRLI



XTN-KARIZMA



XTN-HUNKAR



XTN-FLORYA



LAT-CIVA-II



XTN-RUYA



XTN-SAFIR



LAT-QUEEN



LAT-AVIGNON



LAT-MAJOR



LAT-CIVA



COFFEE TABLE INDEX

MODERN CENTER TABLES



VRS-MORPHOSE

RECTANGLE TABLE: W:134 D: H:42
 ROUND TABLE: W:100 D:100 H:28
 SQUARE TABLE: W:65 D:65 H:34



EXPOLISI



VRS-BALANCE

W:120 D:80 H:



EXPOLISI



VRS-PICASSO

MARBLE TABLE: W:130 D: H:42
 TABLE: W:130 D: H:42



EXPOLISI



VRS-ARCADIA

TABLE: W:130 D:76 H:39



EXPOLISI



VRS-POINT

TABLE: W:135 D:75 H:41



EXPOLISI



FZG-RONESANS

W:104 D:76 H: 46



EXPOLISI



FZG-MONA LISA

CENTER TABLE: W:136 D:76 H:48



EXPOLISI



FZG-LILYUM

CENTER TABLE: W:100 D:100 H:46



EXPOLISI



FZG-DA VINCI



EXPOLISI



SD-LUMO



EXPOLISI



SD-HARMONY



EXPOLISI



GK-BRIO



EXPOLISI



GK-MARCUS



EXPOLISI



VRS-GRAVITY



EXPOLISI



SD-METROPOL



EXPOLISI

MODERN CENTER TABLES



FZG-KUMSAL

EXPOLISI



FZG-TOGG

CENTER TABLE: W:120 D:80 H:47

EXPOLISI



GLN-BUBBLE

CENTER TABLE: W:90 D:90 H:41

EXPOLISI



GLN-MONNA

CENTER TABLE: W:90 D:90 H:41

EXPOLISI



GLN-ANGEL

CENTER TABLE: W:100 D:100 H:34

EXPOLISI



XLT-ARMIS

CENTER TABLE: W:125 D:125 H:33
CENTER TABLE: W:55 D:55 H:49
CENTER TABLE: W:55 D:55 H:40

EXPOLISI



XLT-HAVANA

CENTER TABLE: W:100 D:100 H:30
CENTER TABLE: W:80 D:80 H:37
CENTER TABLE: W:70 D:42 H:42

EXPOLISI



XLT-VOGUE

ROUND CENTER TABLE: W:120 D:120 H:40
SQUARE CENTER TABLE: W:120 D:120 H:27

EXPOLISI



XLT-MIRO

CENTER TABLE: W:110 D:110 H:32

EXPOLISI



XLT-ASTANA

CENTER TABLE: W:143 D:70 H:40

EXPOLISI



XLT-OSLO

CENTER TABLE: W:100 D:100 H:45

EXPOLISI



ORK-CLAY

CENTER TABLE: W:90 D:90 H:37
SIDE TABLE: W:40 D:40 H:47

EXPOLISI



ORK-KAMARI

CENTER TABLE: W:100 D:100 H:42
SIDE TABLE: W:40 D:40 H:55

EXPOLISI



ORK-MARZEN

CENTER TABLE: W:100 D:100 H:40
SIDE TABLE: W:40 D:40 H:52

EXPOLISI



ORK-RUBY

CENTER TABLE: W:100 D:100 H:35
SIDE TABLE: W:50 D:50 H:55

EXPOLISI

MODERN CENTER TABLES




ORK-SHAGGY

CENTER TABLE: W:90 D:94 H:38
SIDE TABLE: W:50 D:52 H:50




ORK-BADEM

CENTER TABLE: W:111 D:75 H:47




ORK-CARIO

CENTER TABLE: W:102 D:84 H:36



ORK-CORN

CENTER TABLE: W:100 D:100 H:34



ORK-ERBANE

CENTER TABLE: W:90 D:90 H:40



ORK-MONACO

CENTER TABLE: W:100 D:100 H:45



ORK-RIGA

CENTER TABLE: W:90 D:90 H:35
CENTER TABLE: W:60 D:60 H:45
CENTER TABLE: W:45 D:45 H:55



ORK-ELLE

CENTER TABLE: W:119 D:119 H:37




QSV-MONOLOG

CENTER TABLE: W:128 D:77 H:35
CENTER TABLE: W:74 D:52 H:35




QSV-TOKYO

CENTER TABLE: W:117 D:74 H:31



QSV-ATLAS

CENTER TABLE: W:128 D:83 H:40




QSV-INFINITY

CENTER TABLE: W:138 D:68 H:37




QSV-FIN

CENTER TABLE: W:120 D:90 H:32




QSV-MATEO

CENTER TABLE: W:120 D:70 H:31



TPL-EVA

CENTER TABLE: W:120 D:100 H:30



MODERN CENTER TABLES



TPL-PERA

CENTER TABLE: W:96 D:96 H:36



QSV-WOODY

CENTER TABLE: W:120 D:70 H:38



TPL-SOFT

CENTER TABLE: W:81 D:120 H:43



YPL-DUBLIN

CENTER TABLE: W:130 D:76 H:30



YPL-MADRID

CENTER TABLE: W:128 D:90 H:32



YPL-MADRID-II

CENTER TABLE: W:70 D:70 H:38



YPL-TOKYO

CENTER TABLE: W:120 D:65 H:37



YPL-TOKYO-II

CENTER TABLE: W:80 D:45 H:37



YPL-TORONTO

CENTER TABLE: W:154 D:90 H:34



KYL-GRANDE

GLASS CENTER TABLE: W:80 D:80 H:43
SQUARE CENTER TABLE: W:90 D:90 H:32
SIDE TABLE: W:55 D:55 H:50



KYL-ICON

CENTER TABLE: W:84 D:144 H:30



KYL-PASSION

CENTER TABLE: W:75 D:140 H:35



DNS-RATTAN



DNS-RIMO

CENTER TABLE: W:136 D:68 H:35
SIDE TABLE: W:104 D:50 H:40



DNS-TOROS

MODERN CENTER TABLES



DNS-BENJY

CENTER TABLE: W:65 D:125 H:50
SIDE TABLE: W:60 D:60 H:60



DNS-DARMA

CENTER TABLE: W:100 D:100 H:50
W:60 D:60 H:60



DNS-ALEM

CENTER TABLE: W:130 D:85 H:50
SIDE TABLE: W:65 D:65 H:60



DNS-TRIVOR



DNS-ALACA



DNS-KUNLUN



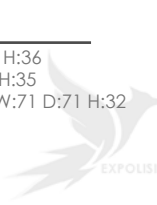
DNS-BULUT

CENTER TABLE: W:130 D:70 H:36




DNS-MADRA

CENTER TABLE: W:130 D:68 H:36
CENTER TABLE: W:92 D:92 H:35
SIDE TABLE: W:58 D:58 H:52 / POUF: W:71 D:71 H:32




DNS-COSMOS

CENTER TABLE: W:145 D:76 H:48
SIDE TABLE: W:44 D:47 H:58




DNS-EVEREST

CENTER TABLE: W:118 D:78 H:35
W:78 D:78 H:47



DNS-FUJI

CENTER TABLE: W:130 D:68 H:43




DNS-KARADAG

CENTER TABLE: W:97 D:97 H:38
SIDE TABLE: W:53 D:53 H:45
POUF: W:71 D:71 H:32



DNS-MARSIS

CENTER TABLE: W:90 D:90 H:47
POUF W:70 D:70 H:38



DNS-MERCAN



DNS-NEMRUT



MODERN CENTER TABLES



DNS-HADES

CENTER TABLE: W:125 D:80 H:37
SIDE TABLE: W:68 D:68 H:45
POUF: W:62 D:62 H:27



DNS-REFLEKS

CENTER TABLE: W:135 D:90 H:33
SIDE TABLE: W:55 D:55 H:45



DNS-VERTEX

CENTER TABLE: W:116 D:94 H:38
SIDE TABLE: W:160 D:91 H:38



DNS-VISTA

CENTER TABLE: W:117 D:82 H:37
SIDE TABLE: W:50 D:44 H:52



DNS-DELTA

CENTER TABLE: W:106 D:94 H:37
SIDE TABLE: W:71 D:65 H:43



DNS-ORBIT

CENTER TABLE: W:110 D:72 H:38
SIDE TABLE: W:10 D:60 H:38



DNS-NEBULA

CENTER TABLE: W:130 D:80 H:38
SIDE TABLE: W:58 D:53 H:45



DNS-ARNIKA

CENTER TABLE: W:130 D:74 H:32
SIDE TABLE: W:74 D:60 H:32



DNS-SERENAT

CENTER TABLE: W:130 D:80 H:40
SIDE TABLE: W:120 D:78 H:32



DNS-LIRYA

CENTER TABLE: W:76 D:76 H:34
SIDE TABLE: W:54 D:54 H:43



DNS-GANOS

CENTER TABLE: W:120 D:80 H:40
SIDE TABLE: W:50 D:50 H:50



DNS-AMORA

CENTER TABLE: W:100 D:73 H:37
SIDE TABLE: W:100 D:73 H:30
SIDE TABLE: W:54 D:40 H:47



DNS-ELVORA

CENTER TABLE: W:91 D:91 H:35
SIDE TABLE: W:56 D:56 H:43



DNS-COLOR

CENTER TABLE: W:118 D:71 H:43
SIDE TABLE: W:80 D:80 H:38
SIDE TABLE: W:48 D:48 H:51



DNS-RAVZA

CENTER TABLE: W:69 D:69 H:38
SIDE TABLE: W:59 D:59 H:44
SIDE TABLE: W:49 D:49 H:48

MODERN CENTER TABLES



DNS-ATLAS

CENTER TABLE: W:125 D:81 H:41
W:81 D:56 H:48
SIDE TABLE: W:58 D:43 H:55



DNS-SEVILLA

CENTER TABLE: W:91 D:91 H:41
SIDE TABLE: W:51 D:51 H:55



DNS-ULUDAG

CENTER TABLE: W:107 D:72 H:35
SIDE TABLE: W:51 D:51 H:47
POUF: W:59 D:59 H:37



DNS-SONIQUE

CENTER TABLE: W:105 D:105 H:40



DNS-PERGAMON

CENTER TABLE: W:80 D:80 H:50
W:70 D:70 H:35



DNS-JAISON

CENTER TABLE: W:100 D:100 H:40
SIDE TABLE: W:70 D:70 H:30



DNS-TATI

CENTER TABLE: W:125 D:75 H:45
SIDE TABLE: W:55 D:55 H:55



DNS-TANIA

CENTER TABLE: W:95 D:85 H:40
SIDE TABLE: W:85 D:75 H:40



DNS-SHADOW

CENTER TABLE: W:90 D:90 H:40
SIDE TABLE: W:55 D:55 H:55



DNS-JANE

CENTER TABLE: W:130 D:70 H:40
SIDE TABLE: W:55 D:55 H:55



DNS-FLORIDA

CENTER TABLE: W:100 D:100 H:45
SIDE TABLE: W:55 D:55 H:55



DNS-COSBY

CENTER TABLE: W:130 D:65 H:35
SIDE TABLE: W:45 D:45 H:45



DNS-CHICHI

CENTER TABLE: W:120 D:70 H:40
SIDE TABLE: W:55 D:55 H:55



DNS-MERCAN

WHITE BLOCK: W:40 D:40 H:40
METAL: W:40 D:40 H:40
GLASS: W:80 D:40 H:40



DNS-ACIA

CENTER TABLE: W:80 D:80 H:40
SIDE TABLE: W:50 D:50 H:60

MODERN CENTER TABLES



DNS-TIPI

CENTER TABLE: W:80 D:80 H:45
SIDE TABLE: W:65 D:65 H:35



DNS-AJA

CENTER TABLE: W:80 D:80 H:45
SIDE TABLE: W:70 D:70 H:35



DNS-ALCATRAZ

CENTER TABLE: W:120 D:70 H:40



DNS-JENSY

CENTER TABLE: W:90 D:90 H:40
SIDE TABLE: W:50 D:50 H:55
SIDE TABLE: W:50 D:50 H:50



DNS-TRABZON

CENTER TABLE: W:120 D:75 H:40
SIDE TABLE: W:55 D:55 H:60



DNS-ADDIS

CENTER TABLE: W:90 D:90 H:40
SIDE TABLE: W:50 D:50 H:55



DNS-BOSTON

CENTER TABLE: W:140 D:75 H:35
SIDE TABLE: W:60 D:60 H:45



DNS-ATLANTA

CENTER TABLE: W:125 D:40 H:40
SIDE TABLE: W:55 D:50 H:55



DNS-MERBA

CENTER TABLE: W:105 D:65 H:40



DNS-ZAHA

CENTER TABLE: W:135 D:75 H:40



DNS-IDEA

CENTER TABLE: W:100 D:100 H:45



DNS-UTZON

CENTER TABLE: W:130 D:85 H:40



DNS-TOWLY

CENTER TABLE: W:120 D:60 H:50



DNS-PM

CENTER TABLE: W:90 D:90 H:40



DNS-TUAL

CENTER TABLE: W:105 D:105 H:35

MODERN CENTER TABLES



DNS-YUVARLAK

CENTER TABLE: W:100 D:100 H:40



DNS-KARE

CENTER TABLE: W:90 D:90 H:36



DNS-RAIN

CENTER TABLE: W:70 D:70 H:40



DNS-LATEX

CENTER TABLE: W:125 D:75 H:35



LWY-MATERA

G/W:95CM | D/D:95CM | Y/H:42CM
G/W:65CM | D/D:65CM | Y/H:63CM



LWY-MILANO

G/W:127CM | D/D:63CM | Y/H:38CM
G/W:52CM | D/D:52CM | Y/H:51CM




LWY-PALERMO

G/W:120CM | D/D:55CM | Y/H:41CM
G/W:45CM | D/D:45CM | Y/H:52CM



LWY-FRASASSI

G/W:131CM | D/D:53CM | Y/H:40CM
G/W:48CM | D/D:48CM | Y/H:50CM



LWY-FIRENZE

G/W:60CM | D/D:60CM | Y/H:34CM
G/W:60CM | D/D:60CM | Y/H:42CM



LWY-ROME

G/W:100CM | D/D:100CM | Y/H:30CM
G/W:50CM | D/D:50CM | Y/H:42CM



LWY-LASPEZIA

G/W:90CM | D/D:90CM | Y/H:36CM
G/W:60CM | D/D:60CM | Y/H:57CM



LWY-NAPLES

G/W:90CM | D/D:90CM | Y/H:41CM
G/W:60CM | D/D:60CM | Y/H:61CM



LWY-HISTORY

G/W:100CM | D/D:100CM | Y/H:15CM
G/W:72CM | D/D:72CM | Y/H:32CM
G/W:50CM | D/D:50CM | Y/H:48CM
G/W:31CM | D/D:31CM | Y/H:60CM



LWY-KAPPA

G/W:90CM | D/D:90CM | Y/H:28CM
G/W:64CM | D/D:64CM | Y/H:39CM
G/W:50CM | D/D:50CM | Y/H:49CM



LWY-CAPULUS

G/W:100CM | D/D:100CM | Y/H:40CM
G/W:40CM | D/D:40CM | Y/H:50CM

MODERN CENTER TABLES



LWY-PENTAGON

G/W:100CM | D/D:1000CM | Y/H:37CM

EXPOLISI



LWY-TITANIC

G/W:207CM | D/D:68CM | Y/H:30CM
G/W:52CM | D/D:52CM | Y/H:50CM
G/W:52CM | D/D:52CM | Y/H:50CM

EXPOLISI



LWY-CHAKRA

G/W:90CM | D/D:90CM | Y/H:36CM
G/W:65CM | D/D:65CM | Y/H:43CM
G/W:44CM | D/D:44CM | Y/H:50CM

EXPOLISI



LWY-MERCY

G/W:103CM | D/D:103CM | Y/H:33CM
G/W:69CM | D/D:69CM | Y/H:39CM
G/W:45CM | D/D:45CM | Y/H:49CM

EXPOLISI



LWY-AZZARO

G/W:75CM | D/D:75CM | Y/H:43CM
G/W:65CM | D/D:65CM | Y/H:36CM
G/W:52CM | D/D:52CM | Y/H:50CM

EXPOLISI



LWY-MYRA

G/W:103CM | D/D:103CM | Y/H:30CM
G/W:60CM | D/D:60CM | Y/H:42CM

EXPOLISI



LWY-BUTTERFLY

G/W:93CM | D/D:46CM | Y/H:39CM
G/W:87CM | D/D:90CM | Y/H:39CM
G/W:63CM | D/D:40CM | Y/H:39CM

EXPOLISI



LWY-SPARTA

G/W:103CM | D/D:103CM | Y/H:28CM
G/W:69CM | D/D:69CM | Y/H:37CM
G/W:50CM | D/D:50CM | Y/H:48CM

EXPOLISI



LWY-CREED

G/W:70CM | D/D:70CM | Y/H:37CM
G/W:70CM | D/D:70CM | Y/H:42CM

EXPOLISI



LWY-FENDI

G/W:67CM | D/D:67CM | Y/H:32CM
G/W:67CM | D/D:67CM | Y/H:37CM
G/W:63CM | D/D:63CM | Y/H:42CM

EXPOLISI



LWY-ASOS

G/W:90CM | D/D:90CM | Y/H:38CM
G/W:50CM | D/D:50CM | Y/H:49CM

EXPOLISI



LWY-NEXUS

G/W:123CM | D/D:60CM | Y/H:37CM
G/W:76CM | D/D:65CM | Y/H:43CM
G/W:50CM | D/D:54CM | Y/H:50CM

EXPOLISI



LWY-RUSTY

G/W:64CM | D/D:60CM | Y/H:48CM
G/W:64CM | D/D:60CM | Y/H:42CM

EXPOLISI



LWY-REBUL

G/W:155CM | D/D:70CM | Y/H:36CM
G/W:52CM | D/D:50CM | Y/H:48CM
G/W:52CM | D/D:50CM | Y/H:48CM

EXPOLISI



LWY-PISA

G/W:87CM | D/D:87CM | Y/H:40CM
G/W:87CM | D/D:87CM | Y/H:34CM

EXPOLISI

MODERN CENTER TABLES



LWY-OPIUM

G/W:50CM | D/D:50CM | Y/H:25CM
 G/W:50CM | D/D:50CM | Y/H:30CM
 G/W:50CM | D/D:50CM | Y/H:35CM

EXPOLISI



LWY-ATHENA

G/W:72CM | D/D:72CM | Y/H:31CM
 G/W:72CM | D/D:72CM | Y/H:36CM

EXPOLISI



LWY-MANIFESTO

G/W:90CM | D/D:90CM | Y/H:40CM
 G/W:65CM | D/D:65CM | Y/H:31CM

EXPOLISI



LWY-ELIXIR

G/W:65CM | D/D:65CM | Y/H:43CM
 G/W:65CM | D/D:65CM | Y/H:49CM

EXPOLISI



LWY-BOSS

G/W:90CM | D/D:90CM | Y/H:30CM
 G/W:65CM | D/D:65CM | Y/H:38CM
 G/W:50CM | D/D:50CM | Y/H:48CM

EXPOLISI



LWY-ESCAPE

G/W:90CM | D/D:90CM | Y/H:30CM
 G/W:65CM | D/D:65CM | Y/H:38CM
 G/W:50CM | D/D:50CM | Y/H:48CM

EXPOLISI



LWY-BOHEM

G/W:80CM | D/D:80CM | Y/H:32CM
 G/W:60CM | D/D:60CM | Y/H:46CM

EXPOLISI



LWY-SAN MARINO

G/W:85CM | D/D:85CM | Y/H:30CM
 G/W:52CM | D/D:52CM | Y/H:44CM

EXPOLISI



LWY-RUFFLES

G/W:132CM | D/D:84CM | Y/H:35CM
 G/W:52CM | D/D:45CM | Y/H:41CM

EXPOLISI



LWY-ORCHID

G/W:63CM | D/D:63CM | Y/H:48CM
 G/W:63CM | D/D:63CM | Y/H:42CM

EXPOLISI



LWY-EVA

G/W:46CM | D/D:46CM | Y/H:48CM
 G/W:46CM | D/D:46CM | Y/H:42CM

EXPOLISI



LWY-BOLD

G/W:72CM | D/D:72CM | Y/H:36CM
 G/W:60CM | D/D:60CM | Y/H:41CM

EXPOLISI



LWY-NIGOZI

G/W:65CM | D/D:65CM | Y/H:42CM
 G/W:56CM | D/D:56CM | Y/H:47CM

EXPOLISI



LWY-BIEN

G/W:114CM | D/D:114CM | Y/H:43CM
 G/W:49CM | D/D:49CM | Y/H:60CM

EXPOLISI



LWY-TRIO

G/W:70CM | D/D:70CM | Y/H:35CM
 G/W:60CM | D/D:60CM | Y/H:30CM
 G/W:50CM | D/D:50CM | Y/H:25CM

EXPOLISI

MODERN CENTER TABLES



LWY-MAISON

G/W:60CM | D/D:60CM | Y/H:39CM
G/W:52CM | D/D:52CM | Y/H:51CM

EXPOLISI



LWY-BAOBAB

G/W:105CM | D/D:105CM | Y/H:32CM

EXPOLISI



LWY-NARDO

G/W:70CM | D/D:70CM | Y/H:35CM
G/W:40CM | D/D:40CM | Y/H:45CM

EXPOLISI



LWY-DITRE

G/W:128CM | D/D:63CM | Y/H:38CM

EXPOLISI



LWY-KUBA

G/W:75CM | D/D:75CM | Y/H:39CM
G/W:48CM | D/D:48CM | Y/H:45CM
G/W:48CM | D/D:48CM | Y/H:50CM

EXPOLISI



LWY-MONZA

G/W:79CM | D/D:79CM | Y/H:33CM
G/W:50CM | D/D:50CM | Y/H:43CM

EXPOLISI



LWY-RUSTY

G/W:64CM | D/D:60CM | Y/H:48CM
G/W:64CM | D/D:60CM | Y/H:42CM

EXPOLISI



LWY-GENOVA

G/W:130CM | D/D:130CM | Y/H:76CM

EXPOLISI



LWY-FABIO

G/W:100CM | D/D:100CM | Y/H:74CM

EXPOLISI



LWY-SYDNEY

G/W:100CM | D/D:200CM | Y/H:76CM

EXPOLISI



LWY-LISBON

G/W:100CM | D/D:200CM | Y/H:76CM

EXPOLISI



LWY-PRAG

G/W:120CM | D/D:120CM | Y/H:76CM

EXPOLISI



LWY-ALPI

G/W:52CM | D/D:52CM | Y/H:48CM

EXPOLISI



LWY-FLAT

G/W:42CM | D/D:42CM | Y/H:52CM

EXPOLISI



FRQ-ANGEL

G/W:165CM | D/D:70CM | Y/H:39CM

EXPOLISI

MODERN CENTER TABLES



FRQ-ASOS

G/W:130CM | D/D:80CM | Y/H:35CM

EXPOLISI



FRQ-ATLANTIS

G/W:89CM | D/D:89CM | Y/H:45CM
G/W:74CM | D/D:74CM | Y/H:45CM

EXPOLISI



FRQ-TOLENTI

G/W:140CM | D/D:64CM | Y/H:37CM
G/W:50CM | D/D:50CM | Y/H:44CM

EXPOLISI



FRQ-TESLA

G/W:160CM | D/D:60CM | Y/H:45CM

EXPOLISI



FRQ-TETRA

G/W:100CM | D/D:100CM | Y/H:45CM
G/W:60CM | D/D:60CM | Y/H:35CM

EXPOLISI



FRQ-BOGOTA

G/W:82CM | D/D:82CM | Y/H:41CM
G/W:51CM | D/D:51CM | Y/H:48CM

EXPOLISI



FRQ-BONGO

G/W:127CM | D/D:64CM | Y/H:44CM

EXPOLISI



FRQ-BUENO

G/W:105CM | D/D:98CM | Y/H:49CM

EXPOLISI



DNS-VELORA

CENTER TABLE: W:100 D:100 H:30

EXPOLISI



FRQ-CARMEN

G/W:66CM | D/D:126CM | Y/H:42CM

EXPOLISI



FRQ-DAISY

G/W:103CM | D/D:103CM | Y/H:47CM
G/W:60CM | D/D:60CM | Y/H:35CM

EXPOLISI



FRQ-SCARLET

G/W:140CM | D/D:75CM | Y/H:35CM

EXPOLISI



FRQ-DOMINO

G/W:97CM | D/D:97CM | Y/H:45CM

EXPOLISI



FRQ-FEEL

G/W:85CM | D/D:85CM | Y/H:47CM

EXPOLISI



FRQ-SOLID

G/W:125CM | D/D:128CM | Y/H:46CM

EXPOLISI

MODERN CENTER TABLES



FRQ-FUEGO

G/W:130CM | D/D:70CM | Y/H:47CM

EXPOLISI



FRQ-GALAXI

G/W:120CM | D/D:55CM | Y/H:41CM

EXPOLISI



FRQ-GLORIA

G/W:100CM | D/D:100CM | Y/H:45CM
G/W:60CM | D/D:60CM | Y/H:35CM

EXPOLISI



FRQ-HERMES

G/W:120CM | D/D:60CM | Y/H:43CM

EXPOLISI



FRQ-INFINITY

G/W:90CM | D/D:90CM | Y/H:36CM

EXPOLISI



FRQ-TACO

G/W:113CM | D/D:57CM | Y/H:40CM

EXPOLISI



FRQ-KAREN

G/W:100CM | D/D:100CM | Y/H:45CM
G/W:45CM | D/D:45CM | Y/H:40CM

EXPOLISI



FRQ-KIEV

G/W:89CM | D/D:89CM | Y/H:45CM

EXPOLISI



FRQ-LAGOON

G/W:155CM | D/D:65CM | Y/H:41CM

EXPOLISI



FRQ-LOTUS

G/W:90CM | D/D:90CM | Y/H:37CM

EXPOLISI



FRQ-MILANO

G/W:120CM | D/D:80CM | Y/H:41CM

EXPOLISI



FRQ-MOLLY

G/W:90CM | D/D:90CM | Y/H:38CM
G/W:50CM | D/D:50CM | Y/H:45CM

EXPOLISI



FRQ-MONTE

G/W:110CM | D/D:110CM | Y/H:50CM

EXPOLISI



FRQ-MONZA

G/W:95CM | D/D:95CM | Y/H:40CM
G/W:75CM | D/D:75CM | Y/H:48CM

EXPOLISI



FRQ-NASA

G/W:50CM | D/D:50CM | Y/H:50CM
G/W:50CM | D/D:50CM | Y/H:46CM
G/W:50CM | D/D:50CM | Y/H:35CM

EXPOLISI

MODERN CENTER TABLES



FRQ-NEGRO

G/W:100CM | D/D:100CM | Y/H:35CM



FRQ-NEPTUN

G/W:50CM | D/D:50CM | Y/H:50CM
G/W:50CM | D/D:50CM | Y/H:45CM
G/W:50CM | D/D:50CM | Y/H:35CM



FRQ-NOBLE

G/W:120CM | D/D:68CM | Y/H:47CM



FRQ-OLIVIA

G/W:100CM | D/D:100CM | Y/H:43CM
G/W:48CM | D/D:48CM | Y/H:56CM



FRQ-OREO

G/W:100CM | D/D:100CM | Y/H:36CM



FRQ-ORION

G/W:100CM | D/D:100CM | Y/H:45CM
G/W:60CM | D/D:60CM | Y/H:35CM



FRQ-PABLO

G/W:140CM | D/D:60CM | Y/H:45CM



FRQ-PALERMO

G/W:110CM | D/D:60CM | Y/H:38CM
G/W:60CM | D/D:60CM | Y/H:45CM



FRQ-RIPA

G/W:120CM | D/D:60CM | Y/H:43CM



FRQ-PICASSO

G/W:101CM | D/D:101CM | Y/H:47CM



FRQ-STORY

G/W:85CM | D/D:85CM | Y/H:42CM



FRQ-SENSE

G/W:103CM | D/D:103CM | Y/H:47CM
G/W:143CM | D/D:143CM | Y/H:47CM



FRQ-PUMA

G/W:100CM | D/D:100CM | Y/H:37CM



FRQ-TAYCAN

G/W:130CM | D/D:68CM | Y/H:40CM
G/W:55CM | D/D:55CM | Y/H:56CM



FRQ-SOLO

G/W:90CM | D/D:90CM | Y/H:40CM

MODERN CENTER TABLES



FRQ-TRIO

G/W:157CM | D/D:157CM | Y/H:53CM
G/W:100CM | D/D:100CM | Y/H:53CM



FRQ-TRIPLE-SQ

G/W:92CM | D/D:92CM | Y/H:38CM



FRQ-TRIPLE

G/W:100CM | D/D:100CM | Y/H:39CM



FRQ-VEGAS

G/W:110CM | D/D:70CM | Y/H:41CM
G/W:50CM | D/D:50CM | Y/H:35CM




FRQ-ZEN

G/W:116CM | D/D:116CM | Y/H:41CM



VRS-THERAPY



QSV-LESS

G/W:120CM | D/D:110CM | Y/H:39CM



QSV-OPUS

G/W:140CM | D/D:70CM | Y/H:35CM



TPL-TORINO



TPL-NOVA



TPL-GRANDE



SD-VENEDIK



SD-SOHO



SD-MOON



MODERN SIDE TABLES



VRS-MORPHOSE

SIDE TABLE



EXPOLISI



VRS-ARCADIA

NESTING TABLE: W:56 D:38 H:53



EXPOLISI



VRS-ARCADIA

SIDE TABLE: W:50 D:60 H:50



EXPOLISI



VRS-POINT

SIDE TABLE: W:57 D:39 H:60

EXPOLISI



SGL-ORCA

SIDE TABLE: W:56 D:56 H:47



EXPOLISI



FZG-RONESANS

SIDE TABLE: W:46 D:46 H:50

EXPOLISI



FZG-MONA LISA

SIDE TABLE: W:50 D:50 H:53

EXPOLISI



FZG-LILYUM

SIDE TABLE: W:50 D:50 H:55

EXPOLISI



FZG-TOGG

SIDE TABLE: W:38 D:38 H:58
SIDE TABLE: W:38 D:38 H:53
SIDE TABLE: W:38 D:38 H:48

EXPOLISI



XLT-HAVANA

EXPOLISI



ORK-BADEM

SIDE TABLE: W:50 D:47 H:60

EXPOLISI



ORK-CARIO

SIDE TABLE: W:39 D:32 H:46
SIDE TABLE: W:33 D:24 H:51

EXPOLISI



ORK-DAMLA

SIDE TABLE: W:43 D:H:44
SIDE TABLE: W:34 D:43 H:53
SIDE TABLE: W:43 D:H:48

EXPOLISI



ORK-ERBANE

SIDE TABLE: W:50 D:50 H:50

EXPOLISI



ORK-HELKA

SIDE TABLE: W:28 D:28 H:60
SIDE TABLE: W:25 D:25 H:50

EXPOLISI

MODERN SIDE TABLES



ORK-VALENCIA

SIDE TABLE: W:70 D:70 H:50



QSV-MONOLOG

SIDE TABLE: W:50 D:50 H:35



QSV-TOKYO

SIDE TABLE: W:45 D:45 H:50



QSV-ATLAS

SIDE TABLE: W:45 D:45 H:52



QSV-FIN

SIDE TABLE: W:50 D:50 H:56



QSV-MATEO

SIDE TABLE: W:114 D:32 H:30



TPL-EVA

SIDE TABLE: W:96 D:96 H:42
SIDE TABLE: W:49 D:49 H:45



TPL-PERA

SIDE TABLE: W:34 D:55 H:55



TPL-WOODY

SIDE TABLE: W:50 D:50 H:50



TPL-SOFT

SIDE TABLE: W:50 D:50 H:55



KYL-ICON

SIDE TABLE: W:84 D:71 H:36



KYL-PASSION

SIDE TABLE: W:55 D:55 H:50



GLN-MONNA

SIDE TABLE: W:45 D:45 H:50



GLN-BUBBLE

SIDE TABLE: W:45 D:45 H:50



DNS-ARAS

MODERN SIDE TABLES



DNS-TOKYO

SIDE TABLE: W:65 D:35 H:65



DNS-LENKA

SIDE TABLE: W:50 D:50 H:50



DNS-RIYADH

SIDE TABLE: W:50 D:50 H:55



DNS-TOWLY

SIDE TABLE: W:50 D:50 H:60



DNS-COOPER

SIDE TABLE: W:80 D:30 H:60



DNS-KONIK

SIDE TABLE: W:35 D:35 H:75
SIDE TABLE: W:35 D:35 H:65



DNS-CANIK



DNS-KURE



DNS-SPIT



DNS-MERBA

SIDE TABLE: W:60 D:50 H:55
SIDE TABLE: W:55 D:42 H:50
SIDE TABLE: W:45 D:35 H:45



DNS-STYLE

SIDE TABLE: W:55 D:55 H:60
SIDE TABLE: W:45 D:45 H:55



DNS-SELANIK

SIDE TABLE: W:40 D:40 H:50
SIDE TABLE: W:40 D:40 H:45



DNS-MARINA

CENTER TABLE: W:70 D:45 H:50
SIDE TABLE: W:40 D:45 H:55



DNS-RIYADH

SIDE TABLE: W:40 D:40 H:40
SIDE TABLE: W:40 D:40 H:50
SIDE TABLE: W:40 D:40 H:55



DNS-MADRID

SIDE TABLE: W:35 D:35 H:50
SIDE TABLE: W:35 D:35 H:55
SIDE TABLE: W:35 D:35 H:60

MODERN SIDE TABLES



DNS-ALCATRAZ

SIDE TABLE: W:45 D:55 H:55
SIDE TABLE: W:40 D:50 H:50
SIDE TABLE: W:35 D:45 H:45



DNS-KLIMT

SIDE TABLE: W:45 D:55 H:65
SIDE TABLE: W:40 D:50 H:60
SIDE TABLE: W:35 D:45 H:55



DNS-GANJ

SIDE TABLE: W:60 D:60 H:60
SIDE TABLE: W:50 D:50 H:50



DNS-ACADEMIA

SIDE TABLE: W:43 D:60 H:50
SIDE TABLE: W:40 D:50 H:45
SIDE TABLE: W:37 D:40 H:40



DNS-COOPER

SIDE TABLE: W:50 D:45 H:60
SIDE TABLE: W:48 D:41 H:52
SIDE TABLE: W:46 D:37 H:47



DNS-RENZO

SIDE TABLE: W:50 D:45 H:65
SIDE TABLE: W:50 D:40 H:60
SIDE TABLE: W:50 D:35 H:55



DNS-ROME

SIDE TABLE: W:120 D:60 H:40
SIDE TABLE: W:120 D:40 H:35



DNS-MARS

SIDE TABLE: W:110 D:65 H:45
SIDE TABLE: W:70 D:50 H:40



DNS-POLO

SIDE TABLE: W:55 D:55 H:60
SIDE TABLE: W:45 D:45 H:55
SIDE TABLE: W:35 D:35 H:50



QSV-LESS

SIDE TABLE: W:50 D:33 H:50



TPL-TORINO



TPL-NOVA



TPL-GRANDE



SD-VENEDIK



SD-MOON

MODERN SIDE TABLES



SD-METROPOL



VRS-GRAVITY



MODERN COMPLEMENTARY PRODUCTS



VRS-MORPHOSE

SHOWCASE: H:146



EXPOLISI



VRS-MORPHOSE

BOOKCASE: W:136 D: H:180



EXPOLISI



VRS-BALANCE

SHOWCASE: W:107 D:50 H:150



EXPOLISI



VRS-BALANCE

A BLOCK: W:117 D:51 H:180
B BLOCK: W:117 D:51 H:180



EXPOLISI



VRS-PICASSO

DRESSER: W:102 D:50 H:75



EXPOLISI




VRS-ARCADIA

BENCH: W:125 D:45 H:48



EXPOLISI



VRS-POINT

BENCH: W:125 D:45 H:48



EXPOLISI



VRS-ASIA

C TABLE: W:41 D:58 H:52



EXPOLISI



VRS-MERIT

POUF: W:50 D:50 H:44



EXPOLISI



VRS-TANGO

POUF: W:62 D:42 H:45



EXPOLISI



VRS-CASPER

POUF: W:36 D:36 H:45



EXPOLISI



VRS-COMBO

W:60 D:60 H:41



EXPOLISI




SGL-PUFFY

SHOWCASE: W:135 D:48 H:158



EXPOLISI



SGL-VERONA

SHOWCASE: W:120 D:50 H:160



EXPOLISI



SGL-ORCA

SHOWCASE: W:120 D:50 H:150



EXPOLISI



SGL-SIENA

SHOWCASE W:100 D:55 H: 130



EXPOLISI



SGL-OPUS

BOOKCASE: W:120 D:45 H:175
BOOKCASE: W:80 D:45 H:175



EXPOLISI



ORK-MARZEN

CABINET: W:106 D:48 H:151

EXPOLISI



ORK-RIGA

PLANT STAND: W:52 D:50 H: 75

EXPOLISI



QSV-TOKYO

BOOKCASE: W:112 D:50 H:180

EXPOLISI



QSV-ATLAS

BOOKCASE: W:173 D:60 H:180

EXPOLISI



QSV-MATEO

SHOWCASE: W:114 D:50 H:120

EXPOLISI



QSV-MONOLOG

SHOWCASE: W:119 D:50 H:150

EXPOLISI



DNS-RATTAN

BOOKCASE: W:143 D:48 H: 183

EXPOLISI



KYL-WAGON

BOOKCASE

EXPOLISI



DNS-COSMOS

BOOKCASE: W:145 D:41 H: 180

EXPOLISI



DNS-RAIN

SIDE TABLE: W:60 D:50 H:60

EXPOLISI



DNS-TASNIM

SIDE TABLE: W:50 D:50 H:55

EXPOLISI



DNS-YUVARLAK

SIDE TABLE: W:50 D:50 H:60

EXPOLISI



DNS-KLIMT


SIDE TABLE: W:40 D:45 H:60

EXPOLISI



DNS-AMASRA

BOOKCASE: W:80 D:35 H:180



DNS-ALFRED

HANGER: W:60 D:40 H:110



DNS-COOPER

BOOKCASE: W:170 D:35 H:180



DNS-BOSTON

BOOKCASE: W:180 D:40 H:180



DNS-SIDNEY

BOOKCASE: W:95 D:40 H:200



DNS-ATLANTA

BOOKCASE: W:110 D:40 H:180



DNS-ALCATRAZ

BOOKCASE: W:90 D:35 H:200



DNS-ARTOS

MIRROR: W:120 D:40 H:190



ORK-APRICOT

W:120 D:45 H:85



ORK-BISCOTTI

BAR/CABINET: W:90 D:42 H:148



ORK-BLUSH

BOOKCASE: W:246 D:38 H:170



ORK-BLUSH

HANGER



MODERN TV UNITS



VRS-BALANCE

UNIT: W:260 D:50 H:54
SHELVES: 125X108



EXPOLISI



VRS-ARCADIA

UNIT: W:240 D:48 H:60
SHELVES: 100X92



EXPOLISI



VRS-MORPHOSE

UNIT: W:230 D:H:31
SHELVES: 100X100



EXPOLISI



VRS-PICASSO

UNITS: W:240 D:53 H:61
SHELVES: 102X60



EXPOLISI



VRS-STATU



EXPOLISI



VRS-POINT

UNITS: W:270 D:48 H:40
SHELVES: 127X37 / 28X138



EXPOLISI



FZG-KUMSAL

UNITS: W:208 D:46 H:60



EXPOLISI



FZG-TOGG

UNITS: W:240 D:48 H:56



EXPOLISI



FZG-MONA LISA

UNIT: W:220 D:54 :H:61
SHELVES: W:44 D:23 :H:95



EXPOLISI



FZG-BIANCA

UNITS: W:220 D:48 H:58



EXPOLISI



FZG-LILYUM

UNITS: W:204 D:45 H:52
SHELVES: 39X45X101



EXPOLISI



FZG-DA VINCI

UNITS: W:236 D:47 H:160



EXPOLISI



FZG-RONESANS

UNITS: W:208 D:100 H:78



EXPOLISI



FZG-AURA



EXPOLISI



XLT-ARMIS

UNITS: W:230 D:50 H:58
PANEL: 208X130



EXPOLISI

MODERN TV UNITS



XLT-MIRO

UNITS: W:340 D:H:85

EXPOLISI



ORK-AMBER

UNITS: W:250 D:50 H:52
PANEL: 240X92

EXPOLISI



ORK-CLAY

UNITS: W:200 D:52 H:75

EXPOLISI



ORK-KAMARI

UNITS: W:220 D:50 H:47

EXPOLISI



ORK-MARZEN

UNITS: W:213 D:51 H:58

EXPOLISI



ORK-RUBY

UNITS: W:325 D:45 H:32
PANEL: H:185

EXPOLISI



QSV-MONOLOG

UNITS: W:264 D:55 H:56
BLOCK: 53X100X24

EXPOLISI



QSV-MATEO

UNITS: W:238 D:50 H:48
BLOCK: 114X30X32

EXPOLISI



QSV-TOKYO

UNITS: W:223 D:50 H:50
SHELVES: 120X23X5

EXPOLISI



QSV-FIN

TABLE: W:236 D:50 H:45

EXPOLISI



TPL-PERA

PANEL: W:387 D:58 H:199

EXPOLISI



TPL-WOODY

UNIT: W:220 D:50 H:59
SHELVES: 84X21X54 / 132X25X35

EXPOLISI



KYL-GRANDE

UNIT: W:255 H:50 D:49
TOP PART: W:35 H:120 D:35

EXPOLISI



KYL-PASSION

UNIT: W:380 H:175 D:55

EXPOLISI



KYL-SOHO

W:208 D:48 H:58

EXPOLISI

MODERN TV UNITS



GLN-MONNA

UNITS: W:210 D:48 H:55
SHELVES: 55X25X100



GLN-BUBBLE

UNITS: W:210 D:50 H:60
SHELVES: 170X25X15



ORK-APRICOT

W:230 D:50 H:41
TOP BLOCK: 118X55



ORK-BISCOTTI

W:270 H:187



SGL-OPUS

MODULAR



XLT-ASTANA

MODULAR



GK-MARCUS



GK-ENZO




GK-CROSS



XLT-HAVANA

MODULAR



XLT-VOGUE

MODULAR



QSV-ATLAS

UNITS: W:482 D:47 H:180
MODULES: 90X180



TPL-EVA

UNITS: W:236 D:50 H:45
UNITS: W:160 D:50 H:45
PANEL:183X170



TPL-SOFT

UNIT: W:210 D:52 H:57
SHELVES: 75X30X80
PANEL: 100X182X32



KYL-WAGON

UNITS: W:510 D:51 H:194



MODERN TV UNITS



VRS-THERAPY



QSV-LESS

MODULAR



QSV-NORTH

W:222 D:50 H:62



TPL-TORINO



TPL-NOVA

MODULAR



TPL-GRANDE

MODULAR



SD-VENEDIK



SD-SOHO



SD-METROPOL

MODULAR



SD-LUMO




SD-HARMONY

MODULAR




GK-BRIO



GK-DUAL



GK-PERA



GK-KLEIN

MODERN TV UNITS



GK-AQUA



VRS-GRAVITY



HIGH-END TV UNITS



QSV-INFINITY ECRU

UNITS: W:220 D:47 H:55



FZG-STAR

UNITS: W:255 D:47 H:171



LAT-ELIPS



LAT-MIRAY



XTN-HASIRLI



CLICK. EXPLORE. NAVIGATE.

Interactive Architectural
Product Archive

Head Office:

Huzur Mahallesi 52. Sokak No:38 D:9 İnegöl/Bursa/Turkey

Phone: +90 552 250 0696

Web: www.expolisi.com

Mail: info@expolisi.com / sales@expolisi.com

